

How can I use this with my children?

Remind your child how a $\frac{1}{4}$ means separating a set into four equal portions and a $\frac{1}{2}$ means separating to two equal portions. Do this using eight counters or pennies. Then encourage your child to try these cards.


How does this help my children's learning?

Completing the challenges on these cards can help your child find halves and quarters of amounts.

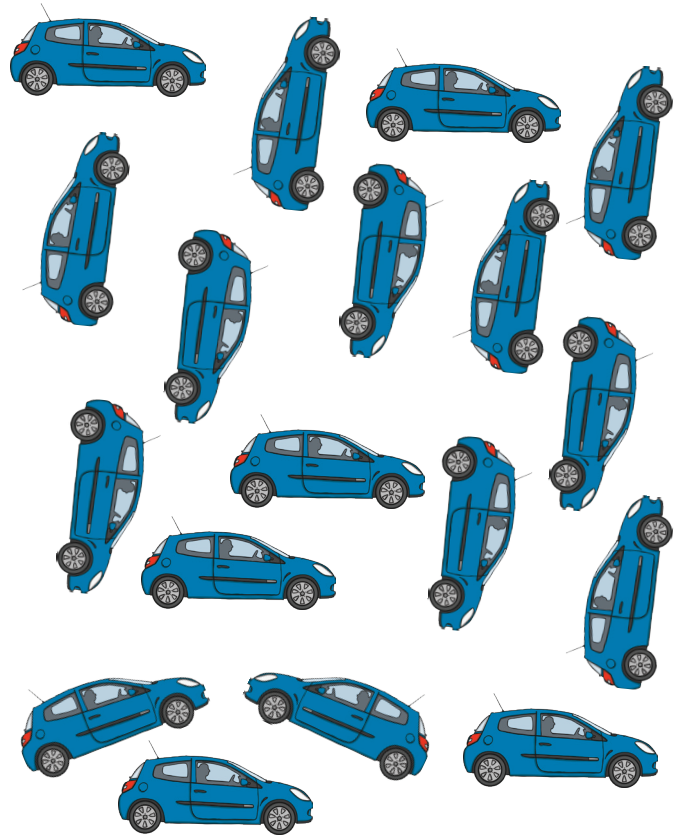
Ideas for further learning:

Using practical objects – such as sweets or toys – ask your child to find a half or a quarter of the group. Do this with different amounts of objects.






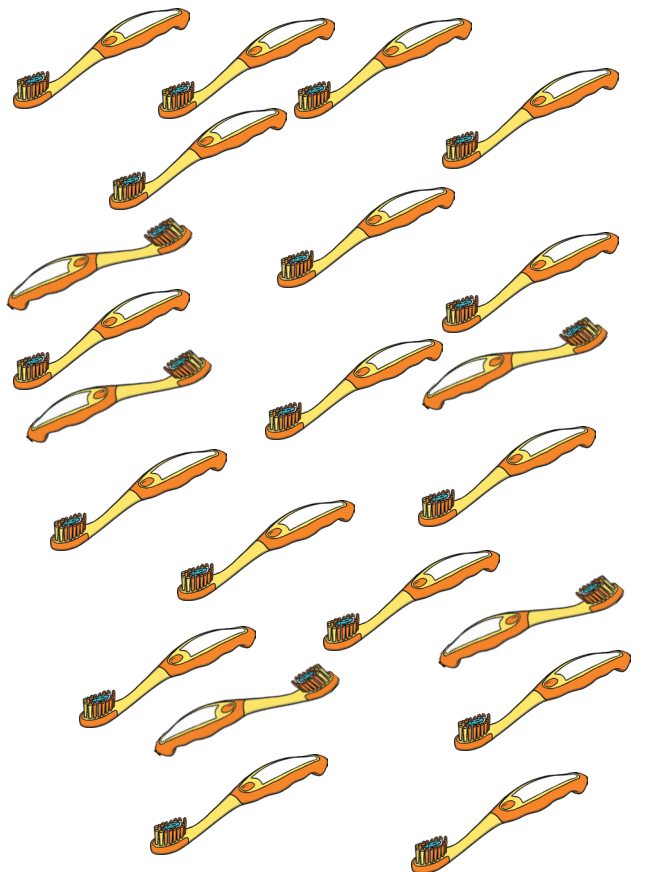
Circle $\frac{1}{4}$ of the cats.




Circle $\frac{1}{4}$ of the cars.




Circle $\frac{1}{4}$ of the apples.




Circle $\frac{1}{4}$ of the toothbrushes.




Circle $\frac{1}{4}$ of the pencils.




Circle $\frac{1}{2}$ of the footballs.




Circle $\frac{1}{2}$ of the dogs.




Circle $\frac{1}{4}$ of the sharks.



Circle $\frac{1}{4}$ of the glasses.




Circle $\frac{1}{2}$ of the bottles.




Circle $\frac{1}{2}$ of the ladybirds.



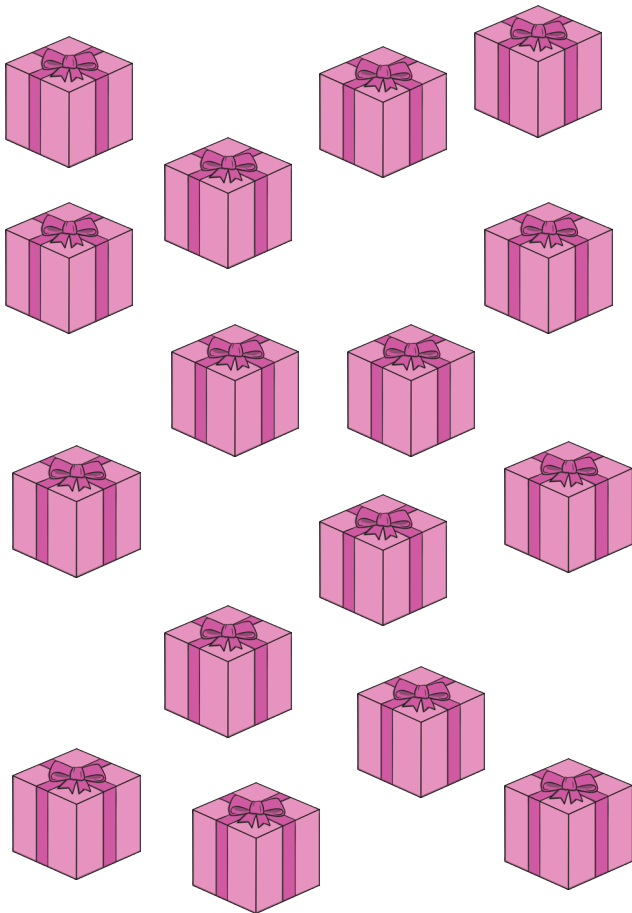
Circle $\frac{1}{2}$ of the shoes.



Circle $\frac{1}{2}$ of the cows.



Circle $\frac{1}{4}$ of the bananas.



Circle $\frac{1}{2}$ of the presents.




Circle $\frac{1}{4}$ of the flowers.

If you enjoyed this resource, why not try...

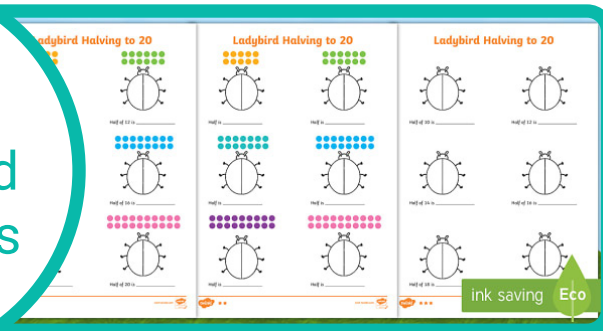
Bees in the Garden Halving Worksheet



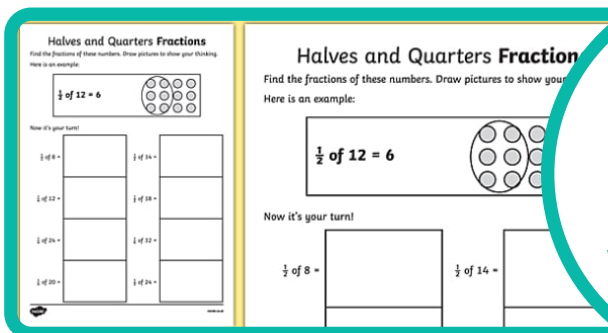
Is It Half? Worksheet



Halving to 20 Ladybird Worksheets



Halves and Quarters Fractions Worksheets



If you need us, just get in touch - contact twinklcares@twinkl.co.uk visit [twinkl.com/parents](https://www.twinkl.com/parents)

Explore and Discover More

